



Target Species
























Based on 91,872 complete checklists

370 species observed in Colorado, US (region/US-CO) in Nov that you need for your **Colorado Life List**

1. Dark-eyed Junco	56.58% frequency
2. Northern Flicker	39.66%
3. House Finch	38.86%
4. Mallard	38.77%
5. Canada Goose	38.69%
6. Black-billed Magpie	38.28%
7. Black-capped Chickadee	35.55%
8. American Crow	32.13%
9. Ring-billed Gull	28.36%
10. Red-tailed Hawk	25.94%
11. American Robin	24.61%
12. Blue Jay	24.04%
13. European Starling	23.45%
14. American Coot	21.29%
15. Red-winged Blackbird	20.84%
16. Bufflehead	18.40%
17. Song Sparrow	18.27%

18. Gadwall	18.12%
19. American Goldfinch	18.08%
20. Eurasian Collared-Dove	17.28%
21. American Wigeon	17.03%
22. Common Goldeneye	17.00%
23. Cackling Goose	15.99%
24. Downy Woodpecker	15.52%
25. White-crowned Sparrow	15.31%
26. Northern Shoveler	14.56%
27. White-breasted Nuthatch	14.47%
28. Common Raven	14.14%
29. Rock Pigeon	13.60%
30. Mountain Chickadee	13.43%
31. House Sparrow	13.37%
32. Pied-billed Grebe	13.13%
33. Hooded Merganser	13.12%
34. Belted Kingfisher	12.56%
35. American Kestrel	11.43%
36. Ring-necked Duck	11.25%
37. Western Grebe	11.20%
38. Common Merganser	11.04%
39. American Tree Sparrow	10.87%
40. Townsend's Solitaire	10.66%

41. Green-winged Teal	10.55%
42. Red-breasted Nuthatch	10.30%
43. Steller's Jay	9.69%
44. Spotted Towhee	9.44%
45. Bald Eagle	9.39%
46. Lesser Scaup	9.05%
47. Woodhouse's Scrub-Jay	8.87%
48. Ruddy Duck	8.44%
49. Great Blue Heron	7.92%
50. Redhead	7.85%
51. Northern Harrier	6.84%
52. Killdeer	6.76%
53. Eared Grebe	6.66%
54. American White Pelican	5.38%
55. Herring Gull	5.34%
56. Pygmy Nuthatch	5.25%
57. Hairy Woodpecker	5.12%
58. California Gull	5.08%
59. Bushtit	4.98%
60. Western Meadowlark	4.98%
61. Common Loon	4.97%
62. Pine Siskin	4.84%
63. Mourning Dove	4.59%

64. Double-crested Cormorant	4.50% 
65. Canvasback	4.34% 
66. Northern Pintail	4.31% 
67. Horned Lark	4.19% 
68. Brown Creeper	4.10% 
69. Snow Goose	3.97% 
70. Bonaparte's Gull	3.74% 
71. Horned Grebe	3.60% 
72. Red-breasted Merganser	3.20% 
73. Cooper's Hawk	2.90% 
74. Great Horned Owl	2.60% 
75. Ruby-crowned Kinglet	2.48% 
76. Northern Shrike	2.30% 
77. Cassin's Finch	2.15% 
78. Ferruginous Hawk	2.15% 
79. Cedar Waxwing	2.11% 
80. Yellow-rumped Warbler	2.03% 
81. Wood Duck	1.95% 
82. Sharp-shinned Hawk	1.89% 
83. Wild Turkey	1.89% 
84. Lesser Goldfinch	1.72% 
85. Clark's Nutcracker	1.69% 
86. Mountain Bluebird	1.67% 

87. Golden Eagle	1.63%
88. American Dipper	1.61%
89. Evening Grosbeak	1.50%
90. Marsh Wren	1.37%
91. Ross's Goose	1.37%
92. Lesser Black-backed Gull	1.33%
93. Sandhill Crane	1.29%
94. American Pipit	1.26%
95. Prairie Falcon	1.23%
96. Red Crossbill	1.22%
97. Rough-legged Hawk	1.21%
98. Pacific Loon	1.19%
99. Barrow's Goldeneye	1.19%
100. Wilson's Snipe	1.18%
101. Say's Phoebe	1.15%
102. Greater Yellowlegs	1.13%
103. Greater White-fronted Goose	1.12%
104. Merlin	0.9872%
105. Harris's Sparrow	0.9589%
106. White-winged Scoter	0.9285%
107. White-throated Sparrow	0.8686%
108. Canyon Wren	0.8272%
109. Black Scoter	0.8098%

110. Surf Scoter	0.7935%
111. Long-billed Dowitcher	0.7935%
112. White-winged Dove	0.7696%
113. Brewer's Blackbird	0.7576%
114. Common Grackle	0.7554%
115. Tundra Swan	0.7271%
116. Lapland Longspur	0.7184%
117. Virginia Rail	0.7031%
118. Iceland Gull	0.6999%
119. Bewick's Wren	0.6814%
120. Clark's Grebe	0.6759%
121. Great-tailed Grackle	0.6694%
122. Juniper Titmouse	0.6629%
123. Greater Scaup	0.6444%
124. Long-tailed Duck	0.6433%
125. Swamp Sparrow	0.6008%
126. Canyon Towhee	0.5791%
127. Red-necked Grebe	0.5769%
128. Golden-crowned Kinglet	0.5758%
129. Pinyon Jay	0.5268%
130. Canada Jay	0.4920%
131. Western Bluebird	0.4735%
132. Eastern Bluebird	0.4506%

133. Pine Grosbeak	0.4387%
134. Rusty Blackbird	0.4256%
135. Loggerhead Shrike	0.4158%
136. Gray-crowned Rosy-Finch	0.3973%
137. Red-throated Loon	0.3940%
138. Winter Wren	0.3940%
139. Hermit Thrush	0.3831%
140. Gambel's Quail	0.3712%
141. Lewis's Woodpecker	0.3625%
142. Black-legged Kittiwake	0.3451%
143. Black-crowned Night Heron	0.3385%
144. Curve-billed Thrasher	0.3167%
145. Franklin's Gull	0.3157%
146. Scaled Quail	0.3091%
147. Dunlin	0.2928%
148. Lincoln's Sparrow	0.2797%
149. Brant	0.2569%
150. Trumpeter Swan	0.2514%
151. Brown-capped Rosy-Finch	0.2471%
152. Northern Parula	0.2471%
153. Common Redpoll	0.2460%
154. Least Sandpiper	0.2384%
155. Eastern Screech-Owl	0.2351%

156. Golden-crowned Sparrow	0.2351%
157. American Avocet	0.2275%
158. Gray Catbird	0.2242%
159. Red-bellied Woodpecker	0.2122%
160. Northern Pygmy-Owl	0.2090%
161. American Three-toed Woodpecker	0.2068%
162. Short-billed Gull	0.1992%
163. Rock Wren	0.1970%
164. Osprey	0.1905%
165. Black-bellied Plover	0.1861%
166. Pine Warbler	0.1665%
167. Blue-winged Teal	0.1655%
168. Yellow-billed Loon	0.1655%
169. Varied Thrush	0.1557%
170. Bay-breasted Warbler	0.1546%
171. American Goshawk	0.1524%
172. Chihuahuan Raven	0.1448%
173. Great Black-backed Gull	0.1426%
174. Yellow-bellied Sapsucker	0.1382%
175. Pectoral Sandpiper	0.1361%
176. Snow Bunting	0.1339%
177. Chipping Sparrow	0.1154%
178. Brown-headed Cowbird	0.1154%

179. Fox Sparrow	0.1121%
180. Prothonotary Warbler	0.1121%
181. Mexican Duck	0.1110%
182. Brown Thrasher	0.1089%
183. Tennessee Warbler	0.1045%
184. Northern Mockingbird	0.1034%
185. Black-throated Blue Warbler	0.1023%
186. Black Phoebe	0.1012%
187. Chestnut-sided Warbler	0.0980%
188. Western Screech-Owl	0.0958%
189. Long-eared Owl	0.0925%
190. Yellow-headed Blackbird	0.0925%
191. Baird's Sandpiper	0.0914%
192. American Golden-Plover	0.0903%
193. Ladder-backed Woodpecker	0.0871%
194. Yellow-throated Warbler	0.0871%
195. Greater Roadrunner	0.0838%
196. Black Rosy-Finch	0.0827%
197. Chestnut-collared Longspur	0.0827%
198. Green-tailed Towhee	0.0827%
199. Brambling	0.0816%
200. Bohemian Waxwing	0.0806%
201. Blue-gray Gnatcatcher	0.0784%

202. Glaucous Gull	0.0773%
203. Northern Saw-whet Owl	0.0773%
204. Sora	0.0740%
205. Palm Warbler	0.0707%
206. Northern Cardinal	0.0707%
207. Sage Thrasher	0.0697%
208. Lesser Yellowlegs	0.0686%
209. Ross's Gull	0.0599%
210. Peregrine Falcon	0.0599%
211. Dusky Grouse	0.0588%
212. Spotted Sandpiper	0.0544%
213. Great Egret	0.0523%
214. Thick-billed Longspur	0.0523%
215. Pomarine Jaeger	0.0501%
216. Barn Owl	0.0479%
217. Neotropic Cormorant	0.0468%
218. White-eyed Vireo	0.0468%
219. Magnolia Warbler	0.0468%
220. Sabine's Gull	0.0457%
221. Common Yellowthroat	0.0457%
222. Williamson's Sapsucker	0.0446%
223. Band-tailed Pigeon	0.0414%
224. Short-eared Owl	0.0403%

225. Orange-crowned Warbler	0.0403%
226. Parasitic Jaeger	0.0392%
227. Savannah Sparrow	0.0392%
228. Vermilion Flycatcher	0.0381%
229. White-tailed Ptarmigan	0.0370%
230. Carolina Wren	0.0370%
231. Black-throated Green Warbler	0.0370%
232. Purple Finch	0.0359%
233. Red-naped Sapsucker	0.0348%
234. Nashville Warbler	0.0348%
235. Western Cattle Egret	0.0337%
236. Sedge Wren	0.0337%
237. Blackburnian Warbler	0.0337%
238. Barn Swallow	0.0305%
239. Cape May Warbler	0.0305%
240. Yellow-crowned Night Heron	0.0294%
241. Rufous-crowned Sparrow	0.0294%
242. Little Gull	0.0283%
243. Wilson's Phalarope	0.0250%
244. Field Sparrow	0.0250%
245. Magnificent Frigatebird	0.0239%
246. Northern Bobwhite	0.0229%
247. Inca Dove	0.0229%

248. Red Phalarope	0.0229%
249. Wilson's Warbler	0.0229%
250. Black-and-white Warbler	0.0218%
251. Sanderling	0.0207%
252. American Bittern	0.0207%
253. Vesper Sparrow	0.0207%
254. Eurasian Wigeon	0.0196%
255. Rivoli's Hummingbird	0.0196%
256. Anna's Hummingbird	0.0196%
257. Snowy Egret	0.0196%
258. Cinnamon Teal	0.0185%
259. Eastern Phoebe	0.0185%
260. Greater Sage-Grouse	0.0174%
261. Costa's Hummingbird	0.0152%
262. Sharp-tailed Grouse	0.0142%
263. American Woodcock	0.0142%
264. Gyr Falcon	0.0142%
265. Hammond's Flycatcher	0.0142%
266. House Wren	0.0142%
267. Solitary Sandpiper	0.0131%
268. Stilt Sandpiper	0.0131%
269. Arctic Loon	0.0131%
270. Turkey Vulture	0.0131%

271. White-winged Crossbill	0.0131%
272. Yellow Warbler	0.0131%
273. Ruddy Ground Dove	0.0120%
274. Greater Prairie-Chicken	0.0109%
275. Common Ground Dove	0.0109%
276. Harris's Hawk	0.0109%
277. Brewer's Sparrow	0.0109%
278. American Black Duck	0.0098%
279. Glaucous-winged Gull	0.0098%
280. Acorn Woodpecker	0.0098%
281. Lark Bunting	0.0098%
282. Eastern Towhee	0.0098%
283. Rose-breasted Grosbeak	0.0098%
284. Forster's Tern	0.0087%
285. Boreal Owl	0.0076%
286. Ovenbird	0.0076%
287. Townsend's Warbler	0.0076%
288. Chukar	0.0065%
289. Brown Pelican	0.0065%
290. Grasshopper Sparrow	0.0065%
291. Clay-colored Sparrow	0.0065%
292. Broad-billed Hummingbird	0.0054%
293. White-faced Ibis	0.0054%

294. Burrowing Owl	0.0054%
295. Lark Sparrow	0.0054%
296. Sagebrush Sparrow	0.0054%
297. Bullock's Oriole	0.0054%
298. Worm-eating Warbler	0.0054%
299. Western Tanager	0.0054%
300. Red-necked Phalarope	0.0044%
301. Arctic Tern	0.0044%
302. Green Heron	0.0044%
303. Red-headed Woodpecker	0.0044%
304. Wood Thrush	0.0044%
305. Black-throated Sparrow	0.0044%
306. Indigo Bunting	0.0044%
307. Gunnison Sage-Grouse	0.0033%
308. Semipalmated Plover	0.0033%
309. Least Bittern	0.0033%
310. Bank Swallow	0.0033%
311. Swainson's Thrush	0.0033%
312. Yellow-breasted Chat	0.0033%
313. Hooded Warbler	0.0033%
314. American Redstart	0.0033%
315. Blackpoll Warbler	0.0033%
316. Summer Tanager	0.0033%

317. Black-headed Grosbeak	0.0033%
318. Tufted Duck	0.0022%
319. Black-chinned Hummingbird	0.0022%
320. Broad-tailed Hummingbird	0.0022%
321. Black-necked Stilt	0.0022%
322. Willet	0.0022%
323. Semipalmated Sandpiper	0.0022%
324. Ancient Murrelet	0.0022%
325. Kelp Gull	0.0022%
326. Caspian Tern	0.0022%
327. Red-shouldered Hawk	0.0022%
328. Blue-headed Vireo	0.0022%
329. Plumbeous Vireo	0.0022%
330. Pacific Wren	0.0022%
331. Northern Waterthrush	0.0022%
332. Blue-winged Warbler	0.0022%
333. MacGillivray's Warbler	0.0022%
334. Black-throated Gray Warbler	0.0022%
335. Painted Redstart	0.0022%
336. Harlequin Duck	0.0011%
337. Yellow-billed Cuckoo	0.0011%
338. White-throated Swift	0.0011%
339. Whooping Crane	0.0011%

340. Whimbrel	0.0011%
341. Long-billed Curlew	0.0011%
342. Short-billed Dowitcher	0.0011%
343. White-rumped Sandpiper	0.0011%
344. Western Sandpiper	0.0011%
345. Long-billed Murrelet	0.0011%
346. Common Tern	0.0011%
347. Broad-winged Hawk	0.0011%
348. Spotted Owl	0.0011%
349. Least Flycatcher	0.0011%
350. Red-eyed Vireo	0.0011%
351. Veery	0.0011%
352. LeConte's Sparrow	0.0011%
353. Bobolink	0.0011%
354. Virginia's Warbler	0.0011%
355. Blue Grosbeak	0.0011%
356. Mottled Duck	0.0000%
357. Common Poorwill	0.0000%
358. Sharp-tailed Sandpiper	0.0000%
359. Laughing Gull	0.0000%
360. Western Gull	0.0000%
361. Little Blue Heron	0.0000%
362. Tricolored Heron	0.0000%

363. Snowy Owl	0.0000%
364. Yellow-bellied Flycatcher	0.0000%
365. Cassin's Vireo	0.0000%
366. Sprague's Pipit	0.0000%
367. Prairie Warbler	0.0000%
368. Scarlet Tanager	0.0000%
369. Lazuli Bunting	0.0000%
EXOTIC: PROVISIONAL	
370. Ring-necked Pheasant	0.5529% frequency
EXOTIC: ESCAPEE	
Graylag Goose	0.0914% frequency
Mute Swan	0.0479%
Muscovy Duck	0.0294%
Swan Goose	0.0152%
Monk Parakeet	0.0152%
Mandarin Duck	0.0076%
Helmeted Guineafowl	0.0054%
Red Junglefowl	0.0054%
African Collared-Dove	0.0044%
Red-crested Pochard	0.0022%
Ruddy Shelduck	0.0011%
Indian Peafowl	0.0011%

Budgerigar	0.0011%
Cockatiel	0.0000%
Rose-ringed Parakeet	0.0000%
European Goldfinch	0.0000%
California Quail	0.0000%

HYBRIDS

Snow x Cackling Goose (hybrid)	0.2493% frequency
Snow/Ross's x Cackling/Canada Goose (hybrid)	0.1186%
Graylag x Swan Goose (hybrid)	0.0762%
Ross's x Cackling Goose (hybrid)	0.0718%
Snow x Canada Goose (hybrid)	0.0642%
Graylag x Canada Goose (hybrid)	0.0501%
Western x Clark's Grebe (hybrid)	0.0392%
Bufflehead x Common Goldeneye (hybrid)	0.0359%
Mallard x Mexican Duck (hybrid)	0.0305%
Steller's Jay x Woodhouse's Scrub-Jay (hybrid)	0.0261%
American Wigeon x Mallard (hybrid)	0.0229%
Greater White-fronted x Cackling Goose (hybrid)	0.0185%
Black-capped x Mountain Chickadee (hybrid)	0.0185%
Herring x Glaucous-winged Gull (hybrid)	0.0174%
Snow x Ross's Goose (hybrid)	0.0152%
Common x Barrow's Goldeneye (hybrid)	0.0142%

Domestic goose sp. x Canada Goose (hybrid)	0.0087%
Mallard x Northern Pintail (hybrid)	0.0076%
Ring-necked Duck x Lesser Scaup (hybrid)	0.0076%
Common Goldeneye x Hooded Merganser (hybrid)	0.0076%
Muscovy Duck x Mallard (hybrid)	0.0054%
Gadwall x Mallard (hybrid)	0.0054%
Herring x Glaucous Gull (hybrid)	0.0054%
Greater White-fronted x Canada Goose (hybrid)	0.0044%
Laughing x Ring-billed Gull (hybrid)	0.0044%
Canyon x Spotted Towhee (hybrid)	0.0044%
Mallard x American Black Duck (hybrid)	0.0033%
Blue-winged x Cinnamon Teal (hybrid)	0.0022%
Eurasian x American Wigeon (hybrid)	0.0022%
Gadwall x Northern Pintail (hybrid)	0.0022%
Herring x Lesser Black-backed Gull (hybrid)	0.0022%
Ross's x Canada Goose (hybrid)	0.0011%
Gadwall x American Wigeon (hybrid)	0.0011%
Mallard x Mottled Duck (hybrid)	0.0011%
Canvasback x Redhead (hybrid)	0.0011%
Ring-necked x Tufted Duck (hybrid)	0.0011%
goldeneye sp. x Hooded Merganser (hybrid)	0.0011%
Western x Glaucous-winged Gull (hybrid)	0.0011%

White-crowned x Golden-crowned Sparrow (hybrid)	0.0011%
Northern Shoveler x Gadwall (hybrid)	0.0000%
