



Target Species

Based on 155,646 complete checklists
























421 species observed in Colorado, US (region/US-CO) in Jun that you need for your **Colorado Life List**

1. American Robin	56.63% frequency
2. Red-winged Blackbird	35.48%
3. Mourning Dove	35.07%
4. House Finch	31.02%
5. House Wren	30.67%
6. Broad-tailed Hummingbird	30.33%
7. Northern Flicker	28.18%
8. Yellow Warbler	26.72%
9. Black-billed Magpie	26.53%
10. Common Grackle	24.29%
11. Western Meadowlark	24.07%
12. Mallard	22.91%
13. Violet-green Swallow	22.09%
14. Barn Swallow	21.45%
15. Western Wood-Pewee	20.65%
16. American Crow	20.56%
17. European Starling	20.54%
18. Spotted Towhee	19.53%

19. Brown-headed Cowbird	18.17%
20. Song Sparrow	17.95%
21. Black-capped Chickadee	17.78%
22. Eurasian Collared-Dove	17.65%
23. Western Kingbird	17.62%
24. Red-tailed Hawk	17.16%
25. Common Raven	17.11%
26. Bullock's Oriole	17.02%
27. Canada Goose	16.96%
28. Cliff Swallow	16.62%
29. Warbling Vireo	16.58%
30. American Goldfinch	15.96%
31. Tree Swallow	15.18%
32. House Sparrow	14.98%
33. Lesser Goldfinch	14.47%
34. Turkey Vulture	13.95%
35. Blue Jay	13.91%
36. Great Blue Heron	13.42%
37. Killdeer	12.87%
38. Mountain Chickadee	12.73%
39. Double-crested Cormorant	12.01%
40. Black-headed Grosbeak	11.97%
41. Western Flycatcher	11.59%

42. Chipping Sparrow	11.18%
43. Western Tanager	10.99%
44. Say's Phoebe	10.73%
45. Pine Siskin	10.61%
46. Dark-eyed Junco	10.40%
47. White-breasted Nuthatch	10.32%
48. Yellow-rumped Warbler	9.89%
49. Steller's Jay	9.53%
50. Ruby-crowned Kinglet	9.24%
51. Brewer's Blackbird	8.58%
52. Mountain Bluebird	8.55%
53. American Kestrel	8.49%
54. American White Pelican	8.26%
55. Rock Pigeon	7.95%
56. Green-tailed Towhee	7.77%
57. Downy Woodpecker	7.64%
58. Yellow-breasted Chat	7.44%
59. Gray Catbird	7.33%
60. Common Yellowthroat	7.19%
61. Vesper Sparrow	6.96%
62. Horned Lark	6.89%
63. Lark Sparrow	6.85%
64. Lazuli Bunting	6.80%

65. Swainson's Hawk	6.34%
66. Eastern Kingbird	6.33%
67. Hairy Woodpecker	6.26%
68. Pygmy Nuthatch	6.22%
69. Black-chinned Hummingbird	6.19%
70. Spotted Sandpiper	6.00%
71. Northern Rough-winged Swallow	5.78%
72. Woodhouse's Scrub-Jay	5.70%
73. White-crowned Sparrow	5.38%
74. Cedar Waxwing	5.33%
75. Osprey	5.31%
76. Red-breasted Nuthatch	5.26%
77. Hermit Thrush	4.98%
78. Plumbeous Vireo	4.93%
79. Lincoln's Sparrow	4.84%
80. Blue-gray Gnatcatcher	4.80%
81. Common Nighthawk	4.61%
82. Snowy Egret	4.47%
83. MacGillivray's Warbler	4.28%
84. Yellow-headed Blackbird	4.26%
85. Blue Grosbeak	4.19%
86. White-throated Swift	4.03%
87. Western Grebe	3.91%

88. Belted Kingfisher	3.90% 
89. Western Bluebird	3.89% 
90. Virginia's Warbler	3.69% 
91. American Coot	3.65% 
92. Dusky Flycatcher	3.64% 
93. Gadwall	3.51% 
94. Rock Wren	3.48% 
95. Northern Mockingbird	3.37% 
96. American Avocet	3.34% 
97. Wilson's Warbler	3.23% 
98. Lark Bunting	3.21% 
99. Red-naped Sapsucker	3.14% 
100. Cooper's Hawk	3.02% 
101. Black-crowned Night Heron	2.98% 
102. Cinnamon Teal	2.94% 
103. Bushtit	2.91% 
104. Blue-winged Teal	2.89% 
105. Red Crossbill	2.85% 
106. Great-tailed Grackle	2.81% 
107. Clark's Nutcracker	2.77% 
108. Cassin's Finch	2.75% 
109. Savannah Sparrow	2.63% 
110. Townsend's Solitaire	2.55% 

111. Bald Eagle	2.53%
112. Brewer's Sparrow	2.39%
113. Common Merganser	2.37%
114. Pied-billed Grebe	2.22%
115. Wild Turkey	2.15%
116. Wilson's Snipe	2.11%
117. Ash-throated Flycatcher	2.05%
118. Grasshopper Sparrow	2.04%
119. Ruddy Duck	2.04%
120. Olive-sided Flycatcher	1.93%
121. Hammond's Flycatcher	1.92%
122. California Gull	1.90%
123. Wood Duck	1.89%
124. Great Horned Owl	1.87%
125. Ring-billed Gull	1.83%
126. Redhead	1.79%
127. Williamson's Sapsucker	1.68%
128. Northern Shoveler	1.68%
129. Orange-crowned Warbler	1.66%
130. Orchard Oriole	1.65%
131. Dickcissel	1.56%
132. American Dipper	1.54%
133. Golden Eagle	1.54%

134. Evening Grosbeak	1.50%
135. Bank Swallow	1.43%
136. Green-winged Teal	1.42%
137. Sage Thrasher	1.39%
138. Loggerhead Shrike	1.36%
139. Lewis's Woodpecker	1.35%
140. Brown Thrasher	1.35%
141. Canyon Wren	1.33%
142. Burrowing Owl	1.30%
143. Swainson's Thrush	1.28%
144. Eared Grebe	1.25%
145. Cassin's Sparrow	1.23%
146. Fox Sparrow	1.21%
147. American Pipit	1.20%
148. Marsh Wren	1.17%
149. Canada Jay	1.12%
150. American Wigeon	1.12%
151. Ring-necked Duck	1.10%
152. Black-throated Gray Warbler	1.05%
153. Wilson's Phalarope	1.03%
154. Red-headed Woodpecker	1.01%
155. Bobolink	1.01%
156. Pinyon Jay	1.00%

157. Brown Creeper	0.9991%
158. Sora	0.9849%
159. Northern Harrier	0.9695%
160. Chimney Swift	0.9509%
161. Cassin's Kingbird	0.9226%
162. Common Poorwill	0.9098%
163. Lesser Scaup	0.8731%
164. Willow Flycatcher	0.8673%
165. Ovenbird	0.8333%
166. Prairie Falcon	0.8249%
167. Clark's Grebe	0.8237%
168. Virginia Rail	0.8050%
169. Great Egret	0.8012%
170. Golden-crowned Kinglet	0.7890%
171. Band-tailed Pigeon	0.7594%
172. Bewick's Wren	0.7356%
173. Juniper Titmouse	0.7048%
174. American Three-toed Woodpecker	0.6964%
175. White-faced Ibis	0.6945%
176. Black-necked Stilt	0.6566%
177. Peregrine Falcon	0.6553%
178. Indigo Bunting	0.6463%
179. White-winged Dove	0.6232%

180. Gambel's Quail	0.6039%
181. Pine Grosbeak	0.5962%
182. Gray Flycatcher	0.5455%
183. Red-eyed Vireo	0.5416%
184. Grace's Warbler	0.5185%
185. Thick-billed Longspur	0.5166%
186. Northern Pintail	0.5024%
187. Dusky Grouse	0.4986%
188. Mississippi Kite	0.4928%
189. Least Flycatcher	0.4716%
190. Eastern Phoebe	0.4632%
191. Black Phoebe	0.4620%
192. Sharp-shinned Hawk	0.4587%
193. Sandhill Crane	0.4510%
194. Gray Vireo	0.4330%
195. Scaled Quail	0.4260%
196. Black-throated Sparrow	0.4208%
197. Brown-capped Rosy-Finch	0.4170%
198. American Redstart	0.3919%
199. Canyon Towhee	0.3752%
200. White-tailed Ptarmigan	0.3534%
201. Hooded Merganser	0.3482%
202. Willet	0.3347%

203. Forster's Tern	0.3161%
204. Franklin's Gull	0.3097%
205. Yellow-billed Cuckoo	0.3077%
206. Ferruginous Hawk	0.3000%
207. Canvasback	0.2962%
208. Mountain Plover	0.2910%
209. Sagebrush Sparrow	0.2872%
210. Chestnut-collared Longspur	0.2859%
211. Baltimore Oriole	0.2718%
212. Purple Martin	0.2711%
213. Black Swift	0.2686%
214. Curve-billed Thrasher	0.2628%
215. Green Heron	0.2525%
216. American Goshawk	0.2499%
217. Western Cattle Egret	0.2435%
218. Black Tern	0.2396%
219. Barn Owl	0.2184%
220. American Bittern	0.2095%
221. Rufous Hummingbird	0.2088%
222. Rose-breasted Grosbeak	0.2062%
223. White-rumped Sandpiper	0.2030%
224. Flammulated Owl	0.1985%
225. Northern Bobwhite	0.1722%

226. Chihuahuan Raven	0.1722%
227. Bufflehead	0.1683%
228. Northern Pygmy-Owl	0.1645%
229. Bell's Vireo	0.1645%
230. Veery	0.1606%
231. Ladder-backed Woodpecker	0.1529%
232. Northern Saw-whet Owl	0.1394%
233. Common Goldeneye	0.1381%
234. White Ibis	0.1368%
235. Snowy Plover	0.1356%
236. Eastern Bluebird	0.1349%
237. Northern Cardinal	0.1259%
238. Caspian Tern	0.1214%
239. Great Crested Flycatcher	0.1176%
240. Red-bellied Woodpecker	0.1144%
241. Barrow's Goldeneye	0.1124%
242. Little Blue Heron	0.1111%
243. Greater Yellowlegs	0.1079%
244. Tricolored Heron	0.1067%
245. Common Loon	0.1022%
246. Upland Sandpiper	0.1015%
247. Long-billed Curlew	0.0977%
248. Field Sparrow	0.0944%

249. Arctic Loon	0.0925%
250. Hepatic Tanager	0.0848%
251. Limpkin	0.0816%
252. Marbled Godwit	0.0816%
253. Cackling Goose	0.0784%
254. Chukar	0.0784%
255. Acorn Woodpecker	0.0777%
256. Greater Roadrunner	0.0745%
257. Eastern Screech-Owl	0.0745%
258. Greater Sage-Grouse	0.0707%
259. Black Rail	0.0707%
260. Chestnut-sided Warbler	0.0707%
261. Lesser Yellowlegs	0.0700%
262. Long-eared Owl	0.0668%
263. Scott's Oriole	0.0662%
264. Eastern Meadowlark	0.0630%
265. Summer Tanager	0.0604%
266. Rufous-crowned Sparrow	0.0597%
267. Pacific Loon	0.0565%
268. Least Tern	0.0540%
269. Northern Parula	0.0508%
270. Black-and-white Warbler	0.0501%
271. Snow Goose	0.0488%

272. Laughing Gull	0.0488%
273. Red-necked Phalarope	0.0482%
274. Semipalmated Sandpiper	0.0443%
275. Western Screech-Owl	0.0437%
276. Yellow-billed Loon	0.0424%
277. Blue-winged Warbler	0.0405%
278. Stilt Sandpiper	0.0392%
279. Canada Warbler	0.0392%
280. Piping Plover	0.0379%
281. Lucy's Warbler	0.0379%
282. Gunnison Sage-Grouse	0.0353%
283. Neotropic Cormorant	0.0353%
284. Baird's Sparrow	0.0353%
285. Red-breasted Merganser	0.0334%
286. Hooded Warbler	0.0295%
287. Greater White-fronted Goose	0.0270%
288. Northern Waterthrush	0.0263%
289. Common Tern	0.0251%
290. Black-bellied Whistling-Duck	0.0238%
291. Broad-winged Hawk	0.0231%
292. Chihuahuan Meadowlark	0.0218%
293. Western Gull	0.0212%
294. Baird's Sandpiper	0.0199%

295. Boreal Owl	0.0199%
296. Least Sandpiper	0.0193%
297. Yellow-crowned Night Heron	0.0193%
298. Eastern Wood-Pewee	0.0193%
299. Trumpeter Swan	0.0180%
300. Red-necked Grebe	0.0180%
301. Short-eared Owl	0.0180%
302. Lesser Nighthawk	0.0173%
303. Bonaparte's Gull	0.0173%
304. Lesser Black-backed Gull	0.0167%
305. Scissor-tailed Flycatcher	0.0167%
306. Wood Thrush	0.0167%
307. Yellow-throated Warbler	0.0167%
308. Least Bittern	0.0161%
309. Horned Grebe	0.0154%
310. Sandwich Tern	0.0154%
311. Vermilion Flycatcher	0.0154%
312. Scarlet Tanager	0.0154%
313. Painted Bunting	0.0154%
314. Long-billed Dowitcher	0.0148%
315. White-eyed Vireo	0.0148%
316. Common Gallinule	0.0141%
317. Yellow-throated Vireo	0.0141%

318. Pacific Wren	0.0141%
319. Sharp-tailed Grouse	0.0135%
320. Carolina Wren	0.0135%
321. Calliope Hummingbird	0.0128%
322. Semipalmated Plover	0.0128%
323. Mexican Duck	0.0122%
324. Solitary Sandpiper	0.0122%
325. Surf Scoter	0.0116%
326. Greater Prairie-Chicken	0.0116%
327. Pectoral Sandpiper	0.0116%
328. White-winged Crossbill	0.0116%
329. Yellow Grosbeak	0.0116%
330. Kentucky Warbler	0.0109%
331. Clay-colored Sparrow	0.0103%
332. Arctic Tern	0.0096%
333. Sanderling	0.0090%
334. Black-billed Cuckoo	0.0083%
335. Western Sandpiper	0.0083%
336. Nashville Warbler	0.0077%
337. Whimbrel	0.0071%
338. Tropical Parula	0.0071%
339. Herring Gull	0.0064%
340. Prairie Warbler	0.0064%

341. Anna's Hummingbird	0.0051%
342. Black-bellied Plover	0.0051%
343. Alder Flycatcher	0.0051%
344. Golden-winged Warbler	0.0051%
345. Long-tailed Duck	0.0045%
346. Mexican Whip-poor-will	0.0045%
347. Red Phalarope	0.0045%
348. Black-chinned Sparrow	0.0045%
349. Cassin's Vireo	0.0038%
350. Tennessee Warbler	0.0038%
351. Magnolia Warbler	0.0038%
352. Red-throated Loon	0.0032%
353. White-throated Sparrow	0.0032%
354. Blackpoll Warbler	0.0032%
355. Townsend's Warbler	0.0032%
356. Ross's Goose	0.0026%
357. Greater Scaup	0.0026%
358. Iceland Gull	0.0026%
359. Brown Pelican	0.0026%
360. Glossy Ibis	0.0026%
361. Philadelphia Vireo	0.0026%
362. Cassia Crossbill	0.0026%
363. Eastern Towhee	0.0026%

364. Rivoli's Hummingbird	0.0019%
365. Hudsonian Godwit	0.0019%
366. Pomarine Jaeger	0.0019%
367. Royal Tern	0.0019%
368. Prothonotary Warbler	0.0019%
369. Bay-breasted Warbler	0.0019%
370. Blackburnian Warbler	0.0019%
371. Lesser Prairie-Chicken	0.0013%
372. King Rail	0.0013%
373. Long-tailed Jaeger	0.0013%
374. Reddish Egret	0.0013%
375. Common Black Hawk	0.0013%
376. Merlin	0.0013%
377. Sedge Wren	0.0013%
378. Phainopepla	0.0013%
379. Connecticut Warbler	0.0013%
380. Black-throated Blue Warbler	0.0013%
381. Palm Warbler	0.0013%
382. California Quail	0.0006%
383. Common Ground Dove	0.0006%
384. Ruby-throated Hummingbird	0.0006%
385. American Golden-Plover	0.0006%
386. Short-billed Dowitcher	0.0006%

387. Dunlin	0.0006%
388. Harris's Hawk	0.0006%
389. Brown-crested Flycatcher	0.0006%
390. Great Kiskadee	0.0006%
391. Yellow-green Vireo	0.0006%
392. Winter Wren	0.0006%
393. Harris's Sparrow	0.0006%
394. Bronzed Cowbird	0.0006%
395. Mourning Warbler	0.0006%
396. Pine Warbler	0.0006%
397. Pyrrhuloxia	0.0006%
398. American Black Duck	0.0000%
399. Inca Dove	0.0000%
400. Blue-throated Mountain-gem	0.0000%
401. White-eared Hummingbird	0.0000%
402. Whooping Crane	0.0000%
403. Ruddy Turnstone	0.0000%
404. Curlew Sandpiper	0.0000%
405. Little Gull	0.0000%
406. Brown Booby	0.0000%
407. Red-shouldered Hawk	0.0000%
408. Rough-legged Hawk	0.0000%
409. Spotted Owl	0.0000%

410. Crested Caracara	0.0000%
411. Yellow-bellied Flycatcher	0.0000%
412. Bendire's Thrasher	0.0000%
413. Gray-cheeked Thrush	0.0000%
414. Lawrence's Goldfinch	0.0000%
415. Lapland Longspur	0.0000%
416. Hooded Oriole	0.0000%
417. Worm-eating Warbler	0.0000%
418. Louisiana Waterthrush	0.0000%
419. Varied Bunting	0.0000%
EXOTIC: PROVISIONAL	
420. Ring-necked Pheasant	0.8346% frequency ■
421. Rufous-collared Sparrow	0.0006%
EXOTIC: ESCAPEE	
Graylag Goose	0.0366% frequency
Mute Swan	0.0231%
African Collared-Dove	0.0199%
Swan Goose	0.0103%
Red Junglefowl	0.0064%
Indian Peafowl	0.0058%
Muscovy Duck	0.0038%
Monk Parakeet	0.0032%

Helmeted Guineafowl	0.0026%
Black Swan	0.0013%
Budgerigar	0.0013%
Gray Partridge	0.0006%
Rose-ringed Parakeet	0.0006%

HYBRIDS

Lazuli x Indigo Bunting (hybrid)	0.0829% frequency
Bullock's x Baltimore Oriole (hybrid)	0.0463%
Graylag x Swan Goose (hybrid)	0.0430%
Black x Eastern Phoebe (hybrid)	0.0373%
Graylag x Canada Goose (hybrid)	0.0360%
Western x Clark's Grebe (hybrid)	0.0218%
Spotted x Eastern Towhee (hybrid)	0.0103%
Mallard x Mexican Duck (hybrid)	0.0090%
Steller's Jay x Woodhouse's Scrub-Jay (hybrid)	0.0071%
Greater White-fronted x Canada Goose (hybrid)	0.0058%
Blue-winged x Cinnamon Teal (hybrid)	0.0045%
Rose-breasted x Black-headed Grosbeak (hybrid)	0.0045%
Domestic goose sp. x Canada Goose (hybrid)	0.0026%
Western x Eastern Wood-Pewee (hybrid)	0.0026%
Swan Goose x Canada Goose (hybrid)	0.0013%
Gadwall x Mallard (hybrid)	0.0013%

Glossy x White-faced Ibis (hybrid)	0.0013%
Red-tailed x Ferruginous Hawk (hybrid)	0.0013%
Barn x Cliff Swallow (hybrid)	0.0013%
Western x Chihuahuan Meadowlark (hybrid)	0.0013%
Redhead x Ring-necked Duck (hybrid)	0.0006%
Western x Eastern Kingbird (hybrid)	0.0006%
Black-capped x Mountain Chickadee (hybrid)	0.0006%
American Wigeon x Mallard (hybrid)	0.0000%